

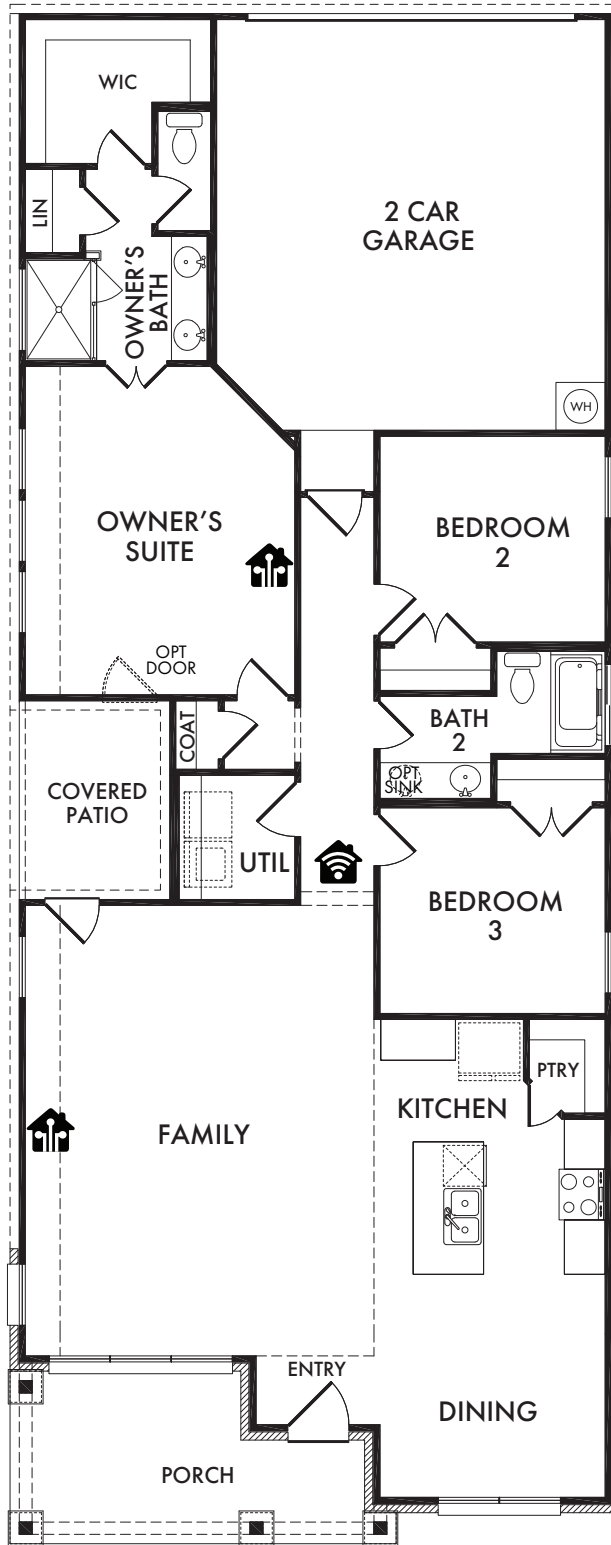


ELEVATION A



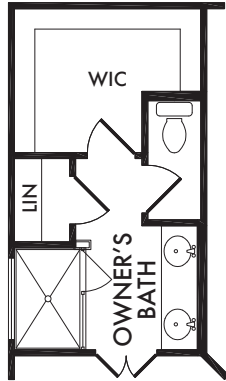
ELEVATION B





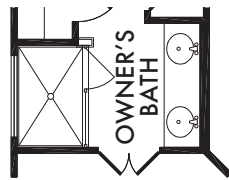
LS Start *Living Smarter* with Impression Homes.

Living Smarter technology locations are indicated as follows: 📶 = Pre-Wired for Wireless Access Point(s) and 🏠 = RG-6 & Cat6 Media Outlet(s). Ask your sales consultant for more details. Any dimensions and square footage shown, indicated, or stated are approximate and may vary from these art drawings of interior space. Impression Homes reserves the right to change features, prices, and design details without prior notice or obligation. Interior space drawings and exterior paintings are artistic interpretations of concepts and are not drawn to scale. Plan numbers are not intended to represent square footage.




**OPTIONAL
OWNER'S BATH**
w/Shower Only
Included Standard

OPT. #220



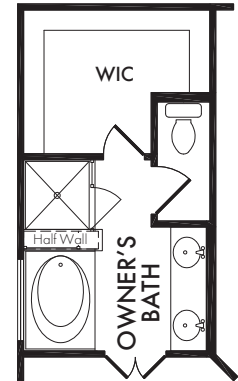
**OPTIONAL
OWNER'S BATH**
w/Double Sink Vanity
Included Standard

OPT. #206



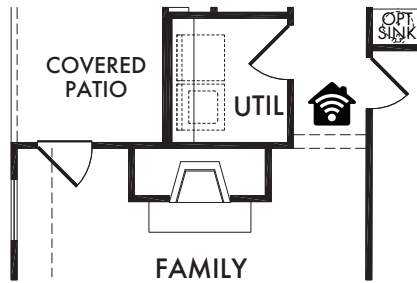
**OPTIONAL
OWNER'S BATH**
w/Full Wall

OPT. #203



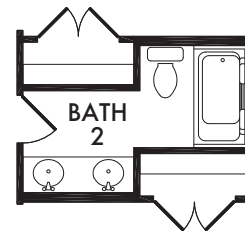
**OPTIONAL
OWNER'S BATH**
w/Half Wall

OPT. #202



OPTIONAL FIREPLACE

OPT. #300



OPTIONAL BATH 2
w/Double Sink Vanity

OPT. #207

Living Smarter technology locations are indicated as follows: 📶 = Pre-Wired for Wireless Access Point(s) and 📡 = RG-6 & Cat6 Media Outlet(s). Ask your sales consultant for more details. Any dimensions and square footage shown, indicated, or stated are approximate and may vary from these art drawings of interior space. Impression Homes reserves the right to change features, prices, and design details without prior notice or obligation. Interior space drawings and exterior paintings are artistic interpretations of concepts and are not drawn to scale. Plan numbers are not intended to represent square footage.