

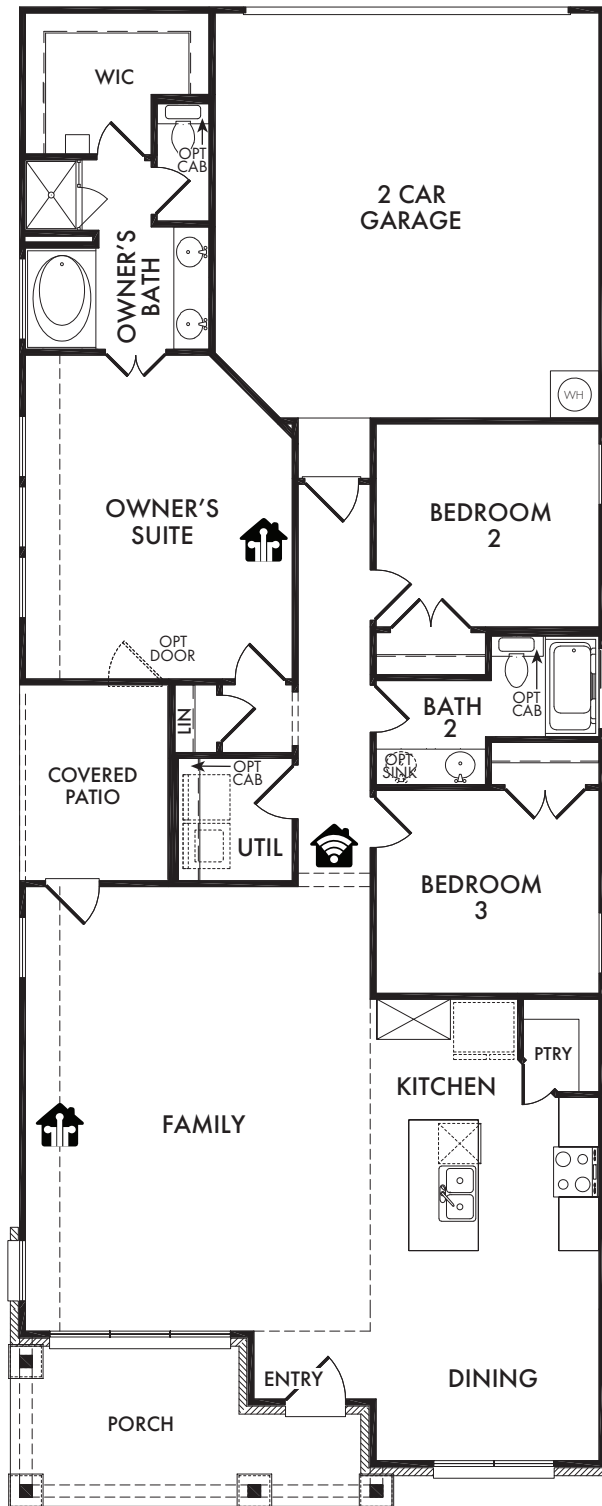


ELEVATION A



ELEVATION B

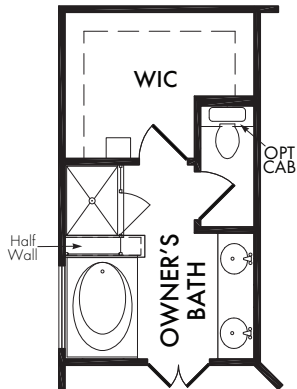




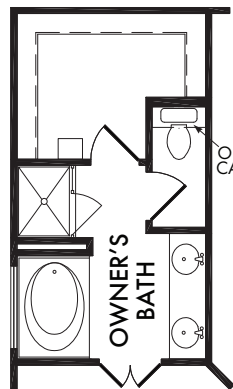
LS Start *Living Smarter* with Impression Homes.

Living Smarter technology locations are indicated as follows: 🏠 = Pre-Wired for Wireless Access Point(s) and 🏠 = RG-6 & Cat6 Media Outlet(s). Ask your sales consultant for more details. Any dimensions and square footage shown, indicated, or stated are approximate and may vary from these art drawings of interior space. Impression Homes reserves the right to change features, prices, and design details without prior notice or obligation. Interior space drawings and exterior paintings are artistic interpretations of concepts and are not drawn to scale. Plan numbers are not intended to represent square footage.

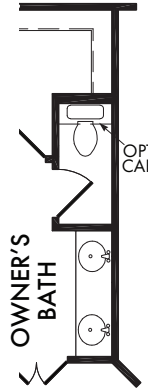




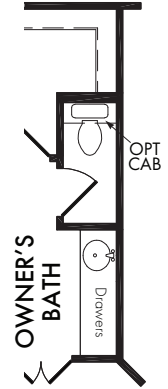
**OPTIONAL
OWNER'S BATH**
w/Half Wall
OPT. #202



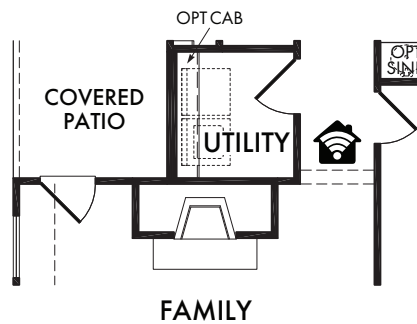
**OPTIONAL
OWNER'S BATH**
w/Full Wall
Included Standard
OPT. #203



**OPTIONAL
OWNER'S BATH**
w/Double Sink Vanity
Included Standard
OPT. #206



**OPTIONAL
OWNER'S BATH**
w/Cabinet Drawers
OPT. #532



OPTIONAL FIREPLACE
OPT. #300

Living Smarter technology locations are indicated as follows: 📶 = Pre-Wired for Wireless Access Point(s) and 📡 = RG-6 & Cat6 Media Outlet(s). Ask your sales consultant for more details. Any dimensions and square footage shown, indicated, or stated are approximate and may vary from these art drawings of interior space. Impression Homes reserves the right to change features, prices, and design details without prior notice or obligation. Interior space drawings and exterior paintings are artistic interpretations of concepts and are not drawn to scale. Plan numbers are not intended to represent square footage.

