



ELEVATION A

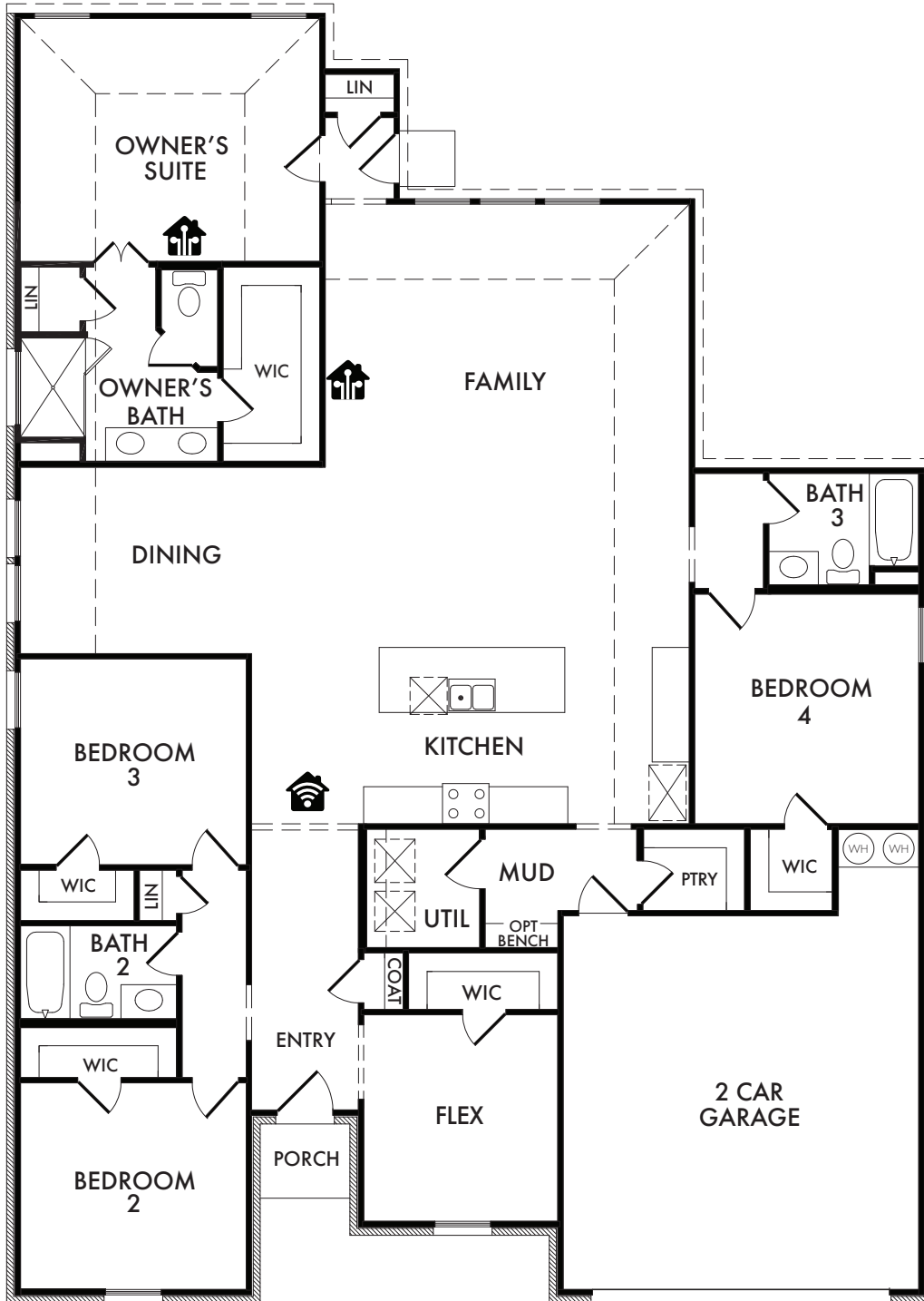


ELEVATION B



ELEVATION C





 Start *Living Smarter* with Impression Homes.

Living Smarter technology locations are indicated as follows:  = Pre-Wired for Wireless Access Point(s) and  = RG-6 & Cat6 Media Outlet(s). Ask your sales consultant for more details. Any dimensions and square footage shown, indicated, or stated are approximate and may vary from these art drawings of interior space. Impression Homes reserves the right to change features, prices, and design details without prior notice or obligation. Interior space drawings and exterior paintings are artistic interpretations of concepts and are not drawn to scale. Plan numbers are not intended to represent square footage.



ELEVATION I

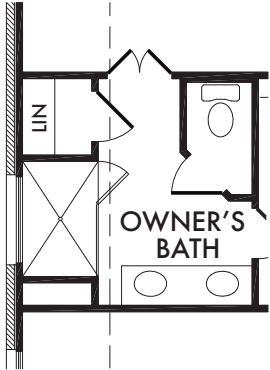


ELEVATION J



ELEVATION K






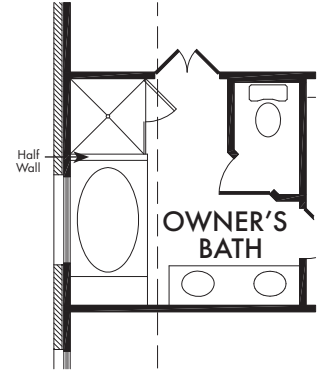
**OPTIONAL
OWNER'S BATH**
w/Shower Only
Included Standard
OPT. #220



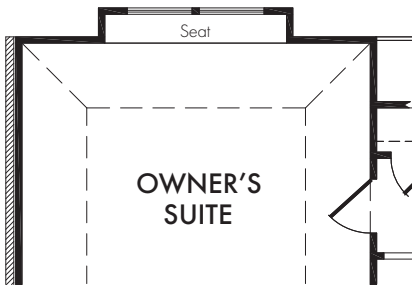
**OPTIONAL
OWNER'S BATH**
w/Double Sink Vanity
Included Standard
OPT. #206



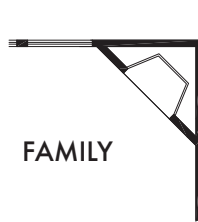
**OPTIONAL
OWNER'S BATH**
w/Full Wall
OPT. #203



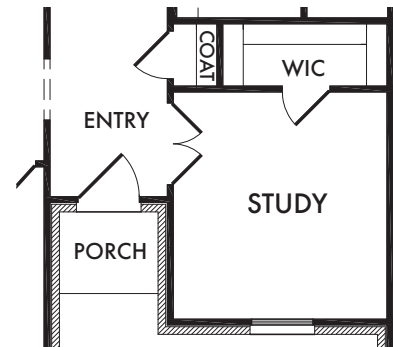
**OPTIONAL
OWNER'S BATH**
w/Half Wall
OPT. #202



OPTIONAL BOX WINDOW
OPT. #131

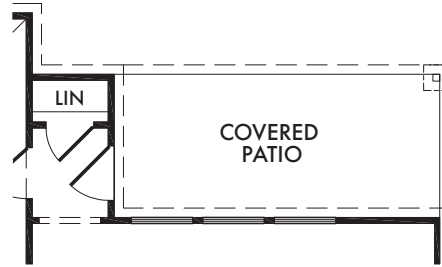


OPTIONAL FIREPLACE
OPT. #300



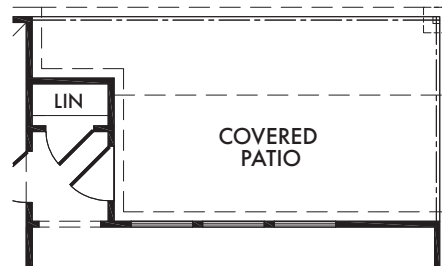
OPTIONAL STUDY
OPT. #120

Living Smarter technology locations are indicated as follows: 📶 = Pre-Wired for Wireless Access Point(s) and 📡 = RG-6 & Cat6 Media Outlet(s). Ask your sales consultant for more details. Any dimensions and square footage shown, indicated, or stated are approximate and may vary from these art drawings of interior space. Impression Homes reserves the right to change features, prices, and design details without prior notice or obligation. Interior space drawings and exterior paintings are artistic interpretations of concepts and are not drawn to scale. Plan numbers are not intended to represent square footage.



OPTIONAL COVERED PATIO

OPT. #150



OPTIONAL
EXTENDED COVERED PATIO

OPT. #151

Living Smarter technology locations are indicated as follows: 🏠 = Pre-Wired for Wireless Access Point(s) and 📶 = RG-6 & Cat6 Media Outlet(s). Ask your sales consultant for more details. Any dimensions and square footage shown, indicated, or stated are approximate and may vary from these art drawings of interior space. Impression Homes reserves the right to change features, prices, and design details without prior notice or obligation. Interior space drawings and exterior paintings are artistic interpretations of concepts and are not drawn to scale. Plan numbers are not intended to represent square footage.